


Fast Recovery Rectifier 600V 15A TO-220F

FRED1560LT220F

MERITEK

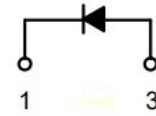
FEATURES

- Optimized Performance Between VF & TR
- Soft Recovery Characteristic
- Reduced EMI and Improved Performance
- Improved Thermal Performance
- Application: Rectifiers in Switching Mode Power, UPS, PV Inverter, EV Charging Station, and Welder



MECHANICAL DATA

- Case: TO-220F, Molded Plastic
- Terminals: Solderable per MIL-STD-750, Method 2026



MAXIMUM RATINGS

Parameter	Symbol	Value	Units
Maximum Recurrent Peak Reverse Voltage	V_{RRM}	600	V
Maximum DC Blocking Voltage	V_{DC}	600	
Average Forward Rectified Current at $T_L=110^\circ\text{C}$	$I_{F(AV)}$	15	A
Repetitive Peak Surge Current, 8.3ms, Sine-Wave, D=0.5	I_{FRM}	30	
Peak Forward Surge Current, 8.3ms Single Half-Sine-Wave Superimposed on Rated Load	I_{FSM}	180	
Maximum Power Dissipation	P_{TOT}	57	W
Maximum Thermal Resistance	$R_{\theta JC}$	2.2	$^\circ\text{C/W}$
Operating Junction and Storage Temperature Range	T_J, T_{STG}	-55~+150	$^\circ\text{C}$

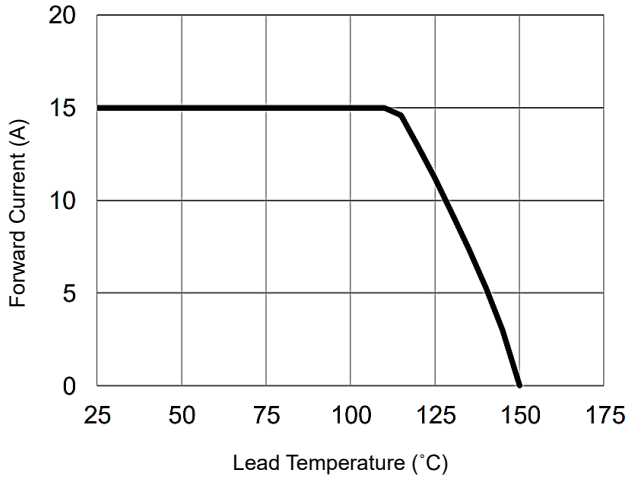
ELECTRICAL CHARACTERISTICS

Parameter	Conditions	Symbol	Min	Typ.	Max	Unit
Instantaneous Forward Voltage	$I_F=15\text{A}, T_J=25^\circ\text{C}$	V_F	--	1.3	1.8	V
	$I_F=15\text{A}, T_J=125^\circ\text{C}$		--	1.2	--	
Reverse Leakage Current	$V_R=600\text{V}, T_J=25^\circ\text{C}$	I_R	--	--	100	μA
	$V_R=600\text{V}, T_J=125^\circ\text{C}$		--	--	500	μA
Reverse Recovery Time	$I_F=0.5\text{A}, I_R=1\text{A}, I_{RR}=0.25\text{A}, T_J=25^\circ\text{C}$	T_{RR}	--	--	45	nS
	$I_F=1\text{A}, V_R=30\text{V}, di/dt=300\text{A}/\mu\text{s}, T_J=25^\circ\text{C}$		--	--	35	
Reverse Recovery Time	$I_F=15\text{A}, V_R=400\text{V}, di/dt=300\text{A}/\mu\text{s}, T_J=25^\circ\text{C}$	T_{RR}	--	70	110	nS
Peak Recovery Current		I_{RRM}	--	5.4	--	A
Reverse Recovery Charge		Q_{RR}	--	250	--	nC
Softness factor = t_b/t_a		S	--	1.65	--	--
Reverse Recovery Time		T_{RR}	--	100	--	nS
Peak Recovery Current		I_{RRM}	--	10.7	--	A
Reverse Recovery Charge		Q_{RR}	--	730	--	nC
Softness factor = t_b/t_a	S	--	0.75	--	--	

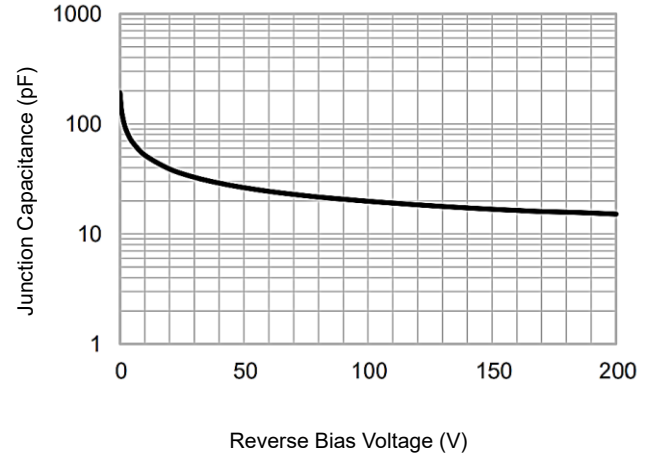
Notes: $T_C=25^\circ\text{C}$ unless otherwise noted

CHARACTERISTIC CURVES

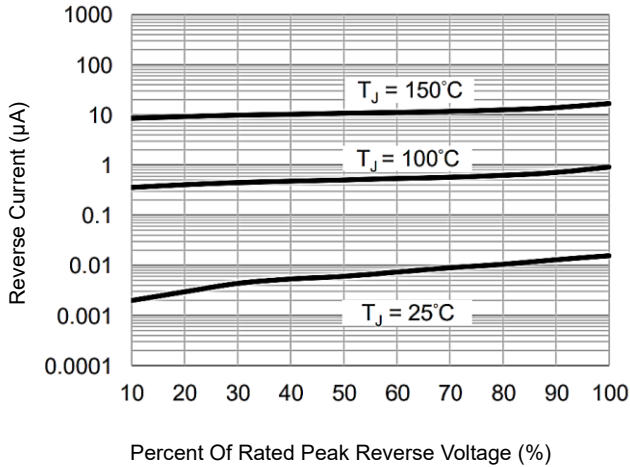
Forward Current Derating Curve



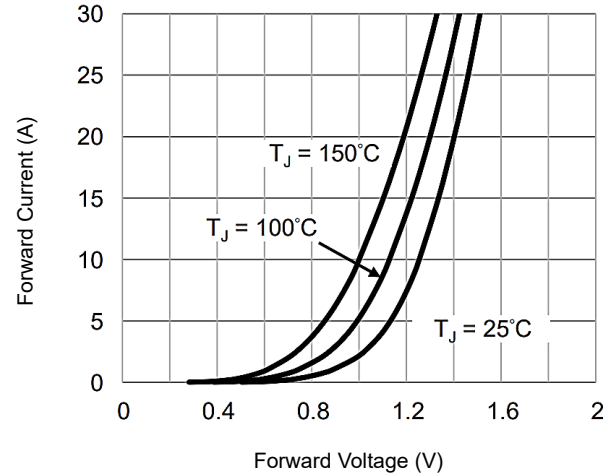
Typical Junction Capacitance



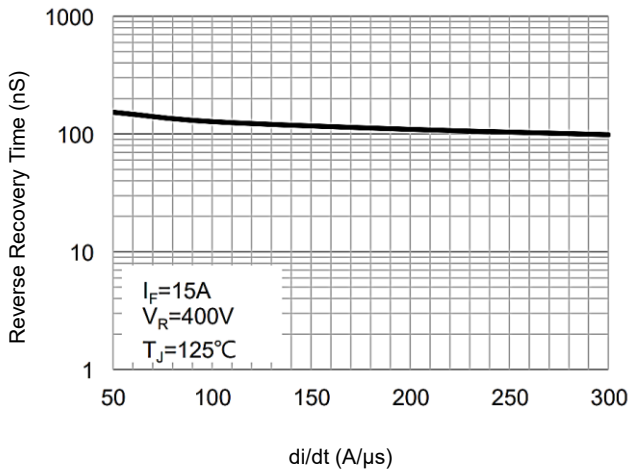
Typical Reverse Characteristics



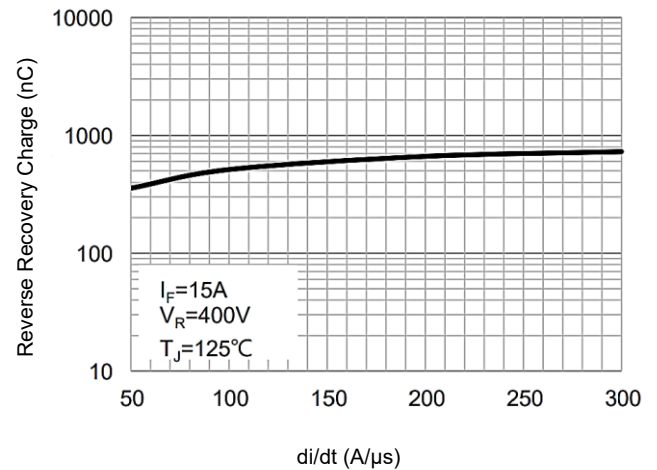
Typical Forward Characteristics



Typical Reverse Recovery Time



Typical Reverse Recovery Charge



Fast Recovery Rectifier 600V 15A TO-220F

FRED1560LT220F

MERITEK

DIMENSIONS

Item	Min (mm)	Max (mm)
A	4.20	4.80
A1	2.90	3.30
A2	2.50	2.90
b	0.50	0.70
b2	1.00	1.40
c	0.57	0.67
D	14.80	15.40
E	9.7	10.30
e1	5.10 BSC	
H1	6.30	6.90
L	13.00	13.8
L1	3.50	4.50
P	3.00	3.40
Q	2.55	2.85

Notes: Pin 1: Cathode; Pin 3: Anode

