


SMD Power Inductor Molded High Current AEC-Q200

SIM08-12MAE series

MERITEK

FEATURE

- High Current, Low DCR, High Efficiency
- Low Acoustic Noise and Shielded Construction Design
- High Resolution in EMC Protection
- Application: Automotive Applications
- AEC-Q200 Grade 0 (-55 ~ +150°C)



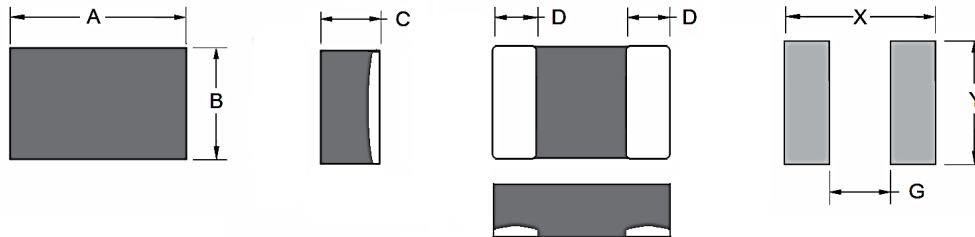
ELECTRICAL CHARACTERISTICS

Part Number	Inductance (μH)	Tolerance (%)	I _{rms} (A)		I _{sat} (A)		DCR (mΩ)	
			Typ	Max	Typ	Max	Typ	Max
SIM08R10M12MAE	0.10	±20%	10.0	9.0	14.0	12.0	5.4	6.5
SIM08R15M12MAE	0.15	±20%	9.0	8.0	11.0	10.0	8.0	9.6
SIM08R24M12MAE	0.24	±20%	7.3	6.8	7.8	7.2	11.0	13.2
SIM08R33M12MAE	0.33	±20%	6.8	6.3	7.5	6.8	14.0	17.0
SIM08R47M12MAE	0.47	±20%	6.2	5.6	6.2	5.6	15.0	18.0
SIM08R56M12MAE	0.56	±20%	5.9	5.4	5.9	5.4	20.0	24.0
SIM08R68M12MAE	0.68	±20%	5.3	4.9	5.5	5.0	23.0	27.6
SIM08R82M12MAE	0.82	±20%	4.9	4.5	5.2	4.6	25.0	30.0
SIM081R0M12MAE	1.00	±20%	4.5	4.2	5.0	4.2	33.0	39.6
SIM081R5M12MAE	1.50	±20%	3.7	3.4	4.0	3.5	43.0	51.6
SIM082R2M12MAE	2.20	±20%	3.1	2.8	3.4	3.1	66.0	79.2
SIM083R3M12MAE	3.30	±20%	2.4	2.2	3.0	2.7	115.0	138.0
SIM084R7M12MAE	4.70	±20%	2.0	1.8	2.8	2.5	170.0	204.0

Notes:

1. Test frequency: Ls:100KHz/1.0V.
2. Heat Rating Current (I_{rms}) will cause the temperature rise approximately ΔT of 40°C.
3. Saturation Current (I_{sat}) will cause L0 to drop approximately 30%.
4. Operating Temperature: -55 ~ +150°C (Including self-temperature rise)

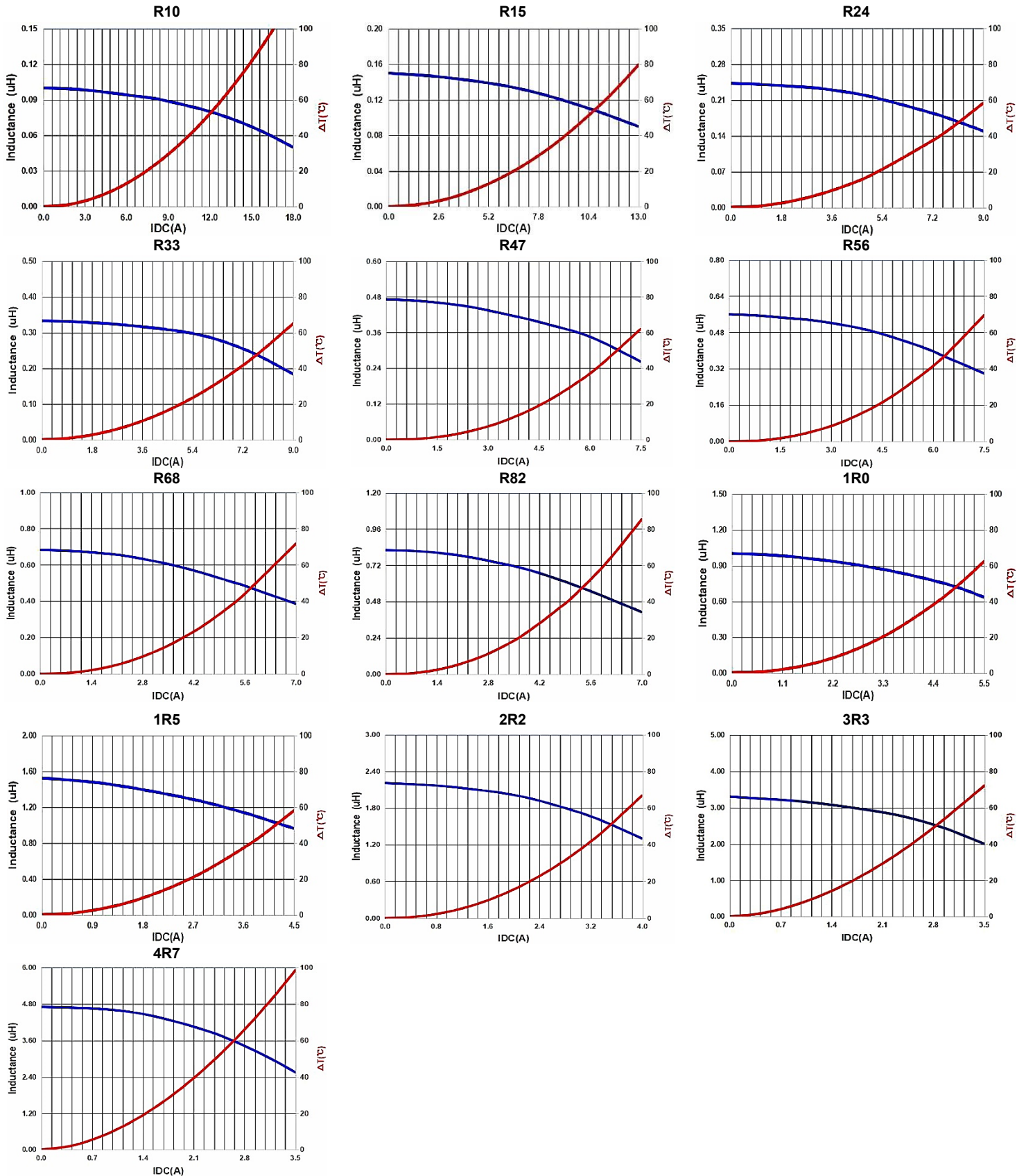
DIMENSIONS



(Unit: mm)

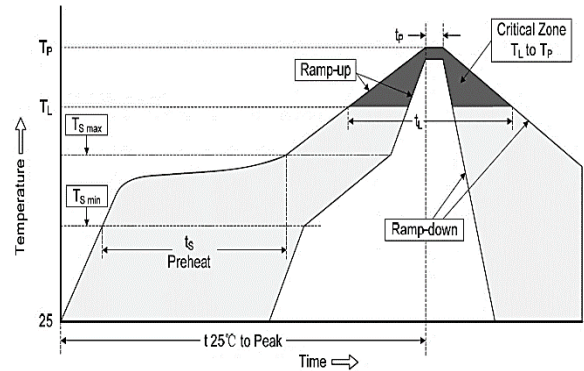
Size Code	A	B	C	D	X	G	Y
1008 (08)	2.5±0.3	2.0±0.3	1.0±0.2	0.9±0.3	2.9 Ref	0.5 Ref	2.3 Ref

CHARICTERISTIC CURVES – SIM08-12MAE SERIES



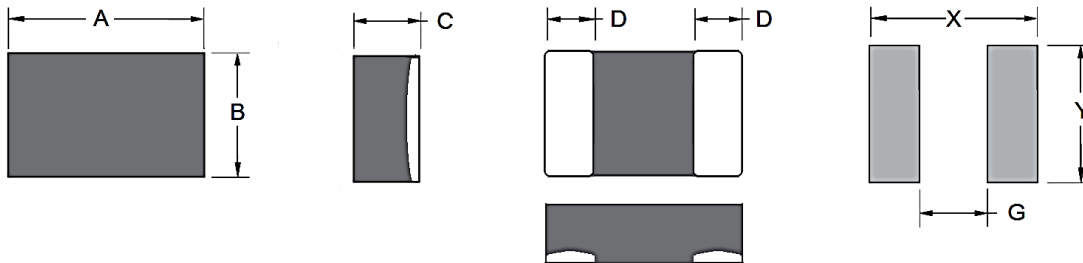
RECOMMENDED SOLDERING PROFILE

Reflow Condition		
Pre Heat	Temperature Min $T_{s(min)}$	150°C
	Temperature Max $T_{s(max)}$	200°C
	Time (min. to max.) (t_s)	60 ~120 seconds
Ramp up rate (T_L to T_P)		3°C/second max
$T_{s(max)}$ to T_L (Ramp-up rate)		3°C/second max
Reflow	Temperature (T_L)	217°C
	Time (min. to max.) (t_L)	60 ~150 seconds
Peak Temperature (T_P)		See table below
t_p within 5°C of Peak Temperature (T_P)		30 seconds max
Ramp-down Rate		6°C/second max
Time 25°C to Peak Temperature		8 minutes max



Peak Temperature (T_P)			
Volume	< 350mm ³	350-2000mm ³	> 2000mm ³
Thickness < 1.6mm	260°C	260°C	260°C
Thickness 1.6-2.5mm	260°C	250°C	245°C
Thickness ≥ 2.5mm	250°C	245°C	245°C

DIMENSIONS – SIM-MAE SERIES



(Unit: mm)

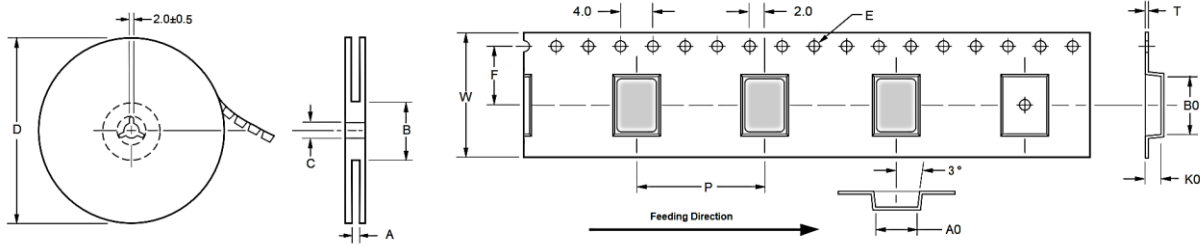
Size Code	A	B	C	D	X	G	Y
0806	2.0±0.3	1.6±0.3	0.8±0.2	0.7±0.3	2.5 Ref	0.5 Ref	1.9 Ref
1008	2.5±0.3	2.0±0.3	0.8±0.2	0.9±0.3	2.9 Ref	0.5 Ref	2.3 Ref
1008	2.5±0.3	2.0±0.3	1.0±0.2	0.9±0.3	2.9 Ref	0.5 Ref	2.3 Ref
1210	3.2±0.3	2.5±0.3	1.0±0.2	1.1±0.3	3.7 Ref	0.7 Ref	2.8 Ref
1210	3.2±0.3	2.5±0.3	1.8±0.2	1.1±0.3	3.7 Ref	0.7 Ref	2.8 Ref

PART NUMBERING SYSTEM

SIM **08** **R33M** **12** **MAE**
(1) (2) (3) (4) (5)

No	item	Code	Description
(1)	Product Code	SIM	SMD Power Inductor Series, High current Molded type
(2)	Size Code	08	1008: 2.5x2.0mm (W x L)
(3)	Inductance	R33M	0.33μH ±20% (M) R denotes decimal point
(4)	Thickness	12	Maximum 1.2mm 08: 0.8, 18: 1.8mm
(5)	Series Code	MAE	High current molded series, AEC-200 Compliant

PACKAGING DIMENSION



(Unit: mm)

Size Code	Reel Dimension				Tape Dimensions								Qty
	A ±1.0	B ±0.5	C ±0.5	D	W ±0.1	F ±0.01	P ±0.1	E ±0.1	A0 ±0.10	B0 ±0.1	K0 ±0.10	T ±0.05	7" Reel
0806	8.4	50	13.0	178.0	8.00	3.5	4.0	1.50	2.00	2.50	1.20	0.23	2000
1008	8.4	50	13.0	178.0	8.00	3.5	4.0	1.50	2.45	2.90	1.35	0.24	2000
1008	8.4	50	13.0	178.0	8.00	3.5	4.0	1.50	2.45	2.90	1.35	0.24	2000
1210	8.4	50	13.0	178.0	8.00	3.5	4.0	1.50	2.90	3.60	1.40	0.22	2000
1210	8.4	50	13.0	178.0	8.00	3.5	4.0	1.50	2.90	3.60	2.20	0.22	2000

*Specifications subject to change without notice.